


shoe box theater



Every actor needs a stage!

Let's make a stage that's just the right size for your stick puppet characters. So they can star in a stick puppet play!

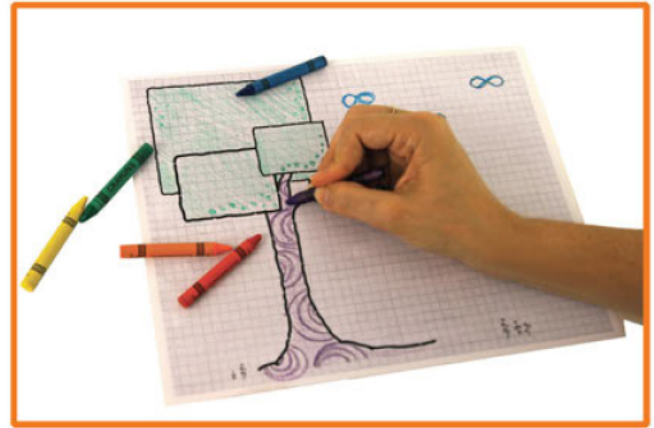
MATERIALS

- 3-4 sheets of red construction paper
- glue stick or liquid glue
- scissors
- shoebox
- crayons or colored pencils

(If you don't have a shoebox, any box of about that size will do. If you don't have construction paper, you can use graph paper or notebook paper.)



- 1 Download and print the PEG + CAT backgrounds and curtain template, and gather your materials.



- 2 Pick a background and color it in. Then use double-sided tape to attach it to the inside of your stage.



*Or Make a Loop
Out of
Regular Tape!*

You may need to cut the background to make it fit in the box.



- 3 Wrap the box with tissue paper, wrapping paper, or construction paper. If you've used construction paper, you can make your theater extra fancy by drawing colorful stripes or dots in a pattern.





- 4** To make the side curtains, fold up 2 pieces of construction paper like accordions. (The diagram below and photo on the side show how to do that.) Each fold should be about the same size.



- 5** To make the top curtain, use the curvy template to trace a row of curves as long as the top of your box. Then cut this shape out of red construction paper, and crayon a design like the pattern of circles and dots Cat drew below.

If you need to make the top curtain longer to fit the box, add more curves with the extension piece.



- 6 Fold the top curtain in half length-wise and glue the straight side to the ceiling of the box.

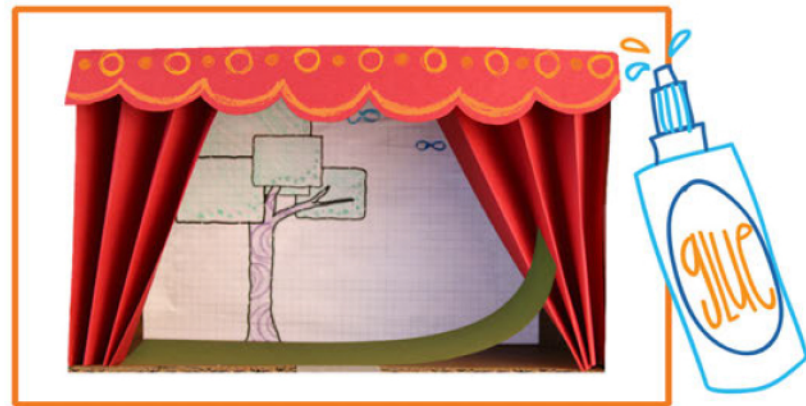


- 7 If your side curtains are too tall for the shoebox, trim them so they fit. Then glue one to each side of the box, behind the top curtain. Glue only the end fold of each curtain to the wall, so you can stretch these curtains to cover the stage.



- 8 Cut out a piece of construction paper the size of the bottom of the box. Glue it in place so your stage has a floor!

Perfect
For
Dancing!



9 Now on with the totally awesome show!

Hit The Lights!

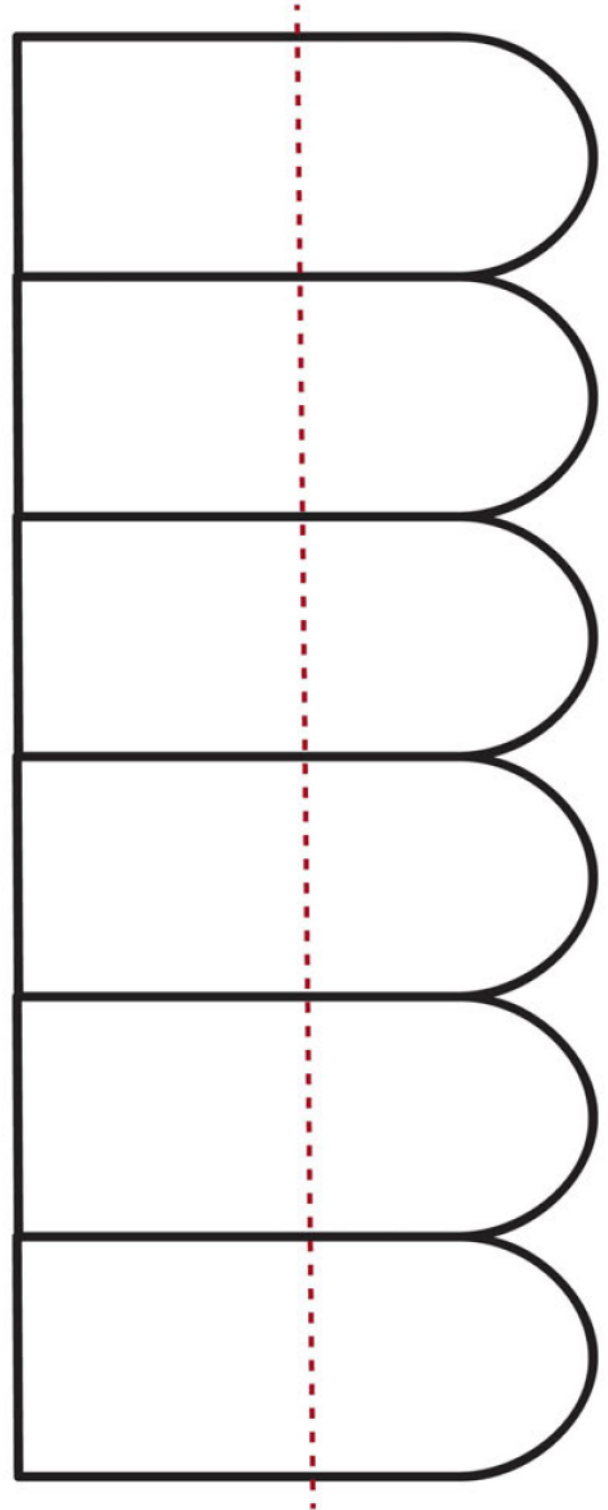




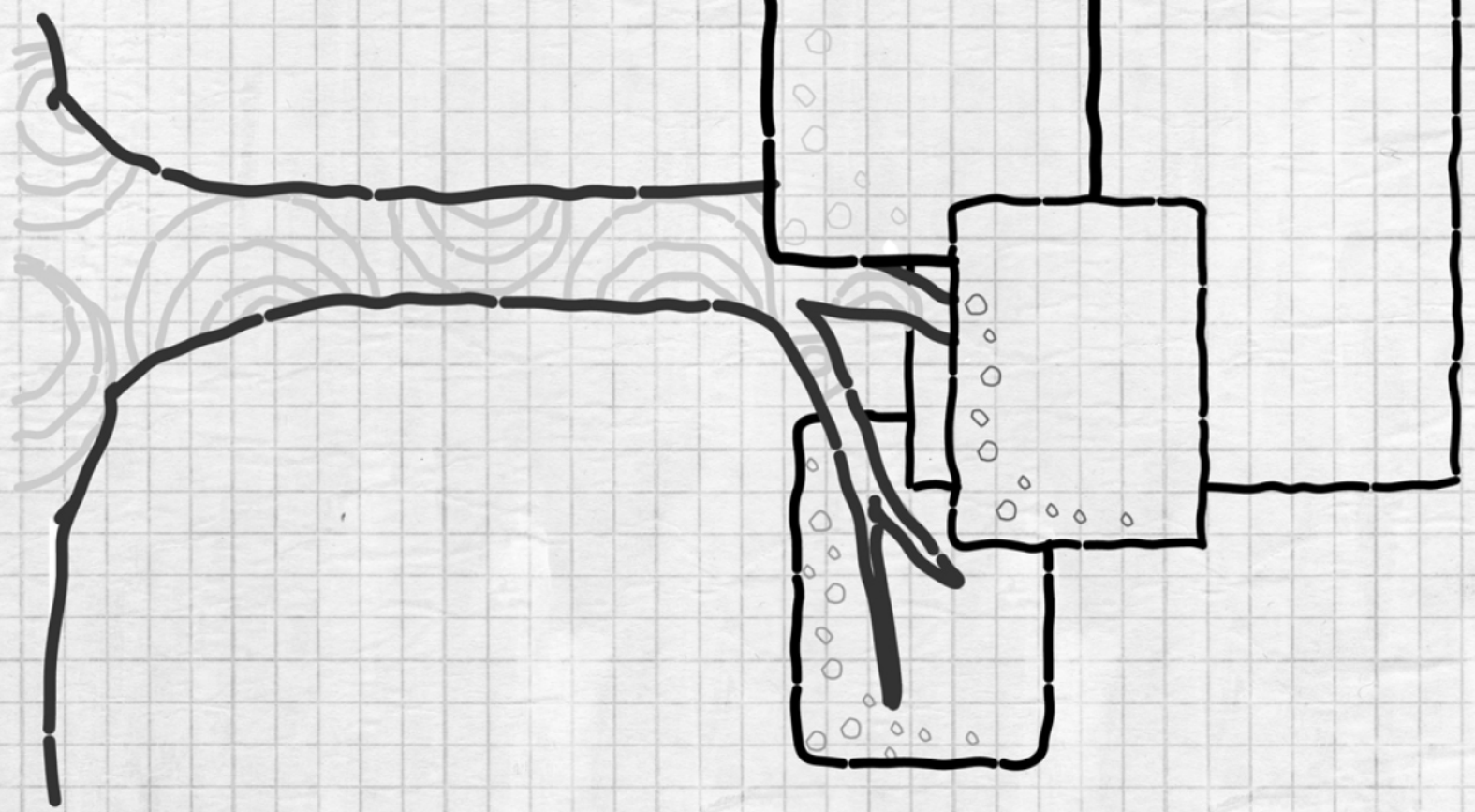
top curtain template



If you need to extend the top curtain longer,
use this extension piece.

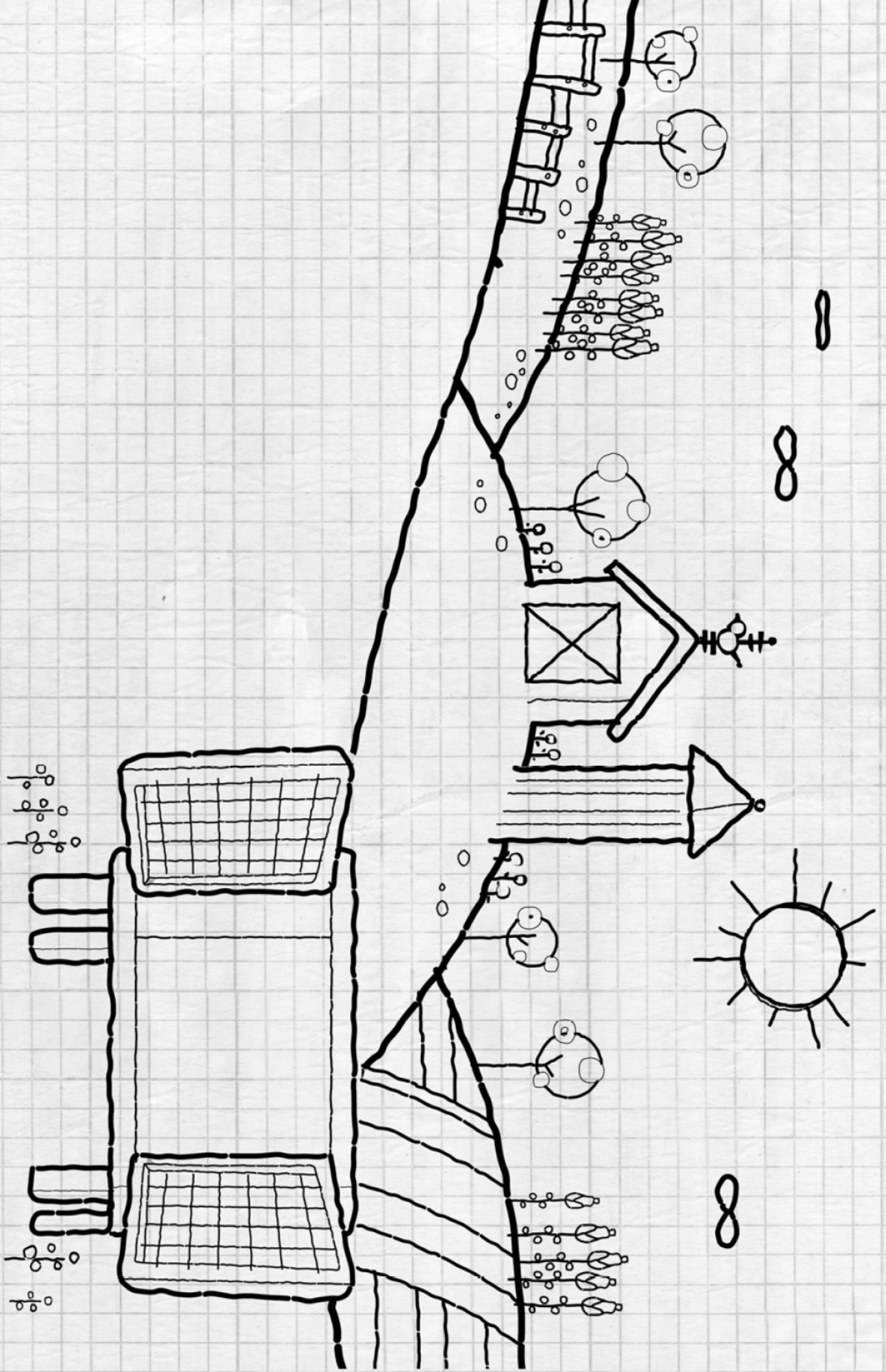


Handwritten symbols consisting of a vertical line with two small circles at the top.



Handwritten symbols consisting of a vertical line with two small circles at the top.







THE RUNAWAY CHICKEN

This puppet play is set on the Farm. You'll need the farm backdrop, an ear of corn, a tomato, and a large sock. (If you don't have the corn and tomato you can substitute other foods, or draw your own.)

Place the ear of corn in front of the backdrop on one side, and the tomato on the other side.

The stick puppets you'll need for the play are: Peg, Cat, and a Chicken.

PEG: Hi. I'm Peg. This is Cat.

CAT: Hello.

PEG: And we're soo excited!

CAT: Oh yeah.

PEG: Because today the Farmer is letting us babysit one chicken!

CHICKEN: Cheep.

PEG: We are totally chicken sitting! Woo hoo!

(Peg and Cat dance around.)

CAT: Who's chicken sitting? We are!

PEG: We're like the greatest chicken sitters EVER!

(The Chicken wanders off.)

CAT: Oh yeah! That's right! UH HUH!

(Peg stops dancing.)



PEG: Uh, Cat?

(Cat stops dancing.)

CAT: Yes?

PEG: I don't see one chicken. I see zero chickens.

CAT: That's not many chickens.

PEG: Where'd he go?!

(The Chicken hides behind the ear of corn.)

PEG: There! Behind the corn!

CAT: Come back, Chicken!

(Peg and Cat hurry to the corn, the Chicken pops up.)

CHICKEN: Cheep!

(The Chicken runs off.)

CAT: Where is he now?

(The Chicken hides behind the tomato.)

PEG: Behind the tomato.

CAT: The Farmer's crops are coming in really big this year!

PEG: Shh! Let's sneak up on him!

(Peg and Cat sneak up on the tomato. As they creep, they count their steps...)



PEG and CAT: (whisper) One two three...

(The Chicken pops up.)

CHICKEN: Cheep!

(The Chicken hurries off.)

PEG: He's totally gone!

CAT: Nooo!

PEG: The Farmer will be really upset!

CAT: Nooo!

PEG: We'll never get to chicken sit again!

CAT: I can't live in a world without chicken sitting!

PEG: I am totally freaking--

(The large sock comes in – with the Chicken hidden inside it.)

CAT: Uh, Peg? Why is that potato sack moving?

CHICKEN: Cheep.

CAT: And cheeping?

PEG: You don't think...

CAT: I do think...

PEG: It just might be...

peg+cat



(Peg and Cat pull the sock, and find: the Chicken!)

PEG AND CAT: The Chicken!

CHICKEN: Cheep!

PEG: He was stuck in the sack, but we saved him!

CAT: We're great chicken sitters after all!

PEG: We can totally chicken sit for one chicken!

CHICKEN: Cheep!

(All three hug.)

PEG: That potato sack smells like a stinky foot.

CAT: I know!

(They laugh, sigh.)

THE END.



SOMETHING'S UP!

For this play you'll need the tree background, a tissue box (standard size and shape), and stick puppets for Peg, Cat, Ramone, and the Pig.

Peg is down on the ground near the tissue box. Cat is up in the tree.

PEG: (to audience) So the Giants gave me this giant tissue box for when my allergies make me sneeze. I can't wait to show Cat. Where'd he go?

(Peg looks to one side of the tree.)

PEG: He's not on this side.

(She looks to the other side.)

PEG: Or this side. I hope he's not...(looks up)...Up?

CAT: I'm up. Stuck in a tree. Again.

PEG: We've got a REALLY BIG PROBLEM. Again! How do you keep getting stuck in trees, Cat?

CAT: I have no idea! But it's really embarrassing.

PEG: Could you get down by...jumping onto this tissue box?

CAT: I can't jump that far! I'm a delicate Cat!

PEG: Maybe I'll ask the Giants for help.

CAT: Nobody can know I'm up here!

PEG: Nobody? Not even—

(Ramone enters with the Pig.)



PEG: Ramone! What are you doing here!

RAMONE: Helping the Pig find a costume for his new music video. Could we borrow a giant tissue?

PEG: Borrow away!

RAMONE: Check it out, Pig.

(Ramone gives Pig a tissue.)

RAMONE: You could use it as cape, and be a superhero.

(Pig wears the tissue as a cape, pretends to fly.)

PIG: (sings opera) "Here I am to save the day!"

RAMONE: You could use it as a flying carpet, and be an ancient prince.

(Pig uses it as a magic carpet, pretends to fly.)

PIG: (sings opera) "I can show myself the world!"

RAMONE: You could use it as long hair, and be Rapunzel.

(Pig uses the tissue as hair.)

PIG: (sings opera) "I am Rapunzel!"

RAMONE: I'll stand the box on its end, so it's like Rapunzel's tall tower.

(Ramone stands the tissue box on its end so it's tall. Pig sits atop the tower.)

PIG: (sings opera) "I'm up in a tower! High in the air! Just me and my very long beautiful hair!"



RAMONE: Yes! Let's go with that one.

(Ramone and Pig go, with the tissue.)

PEG: (to audience) I couldn't ask Ramone for help because I didn't want to embarrass Cat. But I still have no idea how to get Cat down from the tree! I am TOTALLY FREAKING OUT!

(Cat looks down at the tissue box tower.)

CAT: You genius, Peg!

PEG: How am I a genius?

CAT: You made the tissue box tall so I can climb down onto it.

PEG: It was Ramone who stood the tissue box up! He helped us without even knowing it!

(Cat gets on top of the box.)

CAT: I am on the box!

(Peg slowly tilts the box, until it's lying down again, and Cat can get down.)

PEG: And coming down! And so, (sings) "Problem solved!"

CAT: (sings) "The Problem is solved!"

PEG AND CAT: (sings) "We solved the problem!"

(Ramone and the Pig return, the Pig wearing the tissue as hair.)

PIG: (sings) "So everything is awesome!"

ALL: (sing) "Problem solved!"

peg+cat



CAT: Thanks for helping me down, Peg.

PEG: Oh Cat. I-- (starts to sneeze) AH AH AH -- I need a tissue!--

(Ramone gives Peg the Pig's tissue.)

RAMONE: Here you go!

(Peg sneezes into the tissue.)

PEG: CHOO!

CAT: I think you just sneezed in Rapunzel's hair!

PEG, CAT, RAMONE, PIG: (laugh, sigh)

THE END



SPACE ROCKS!

For this play you'll need the Purple Planet background, 3 rocks, and 3 little yellow things that are smaller than the rocks. In the play, the 3 rocks are called "big rocks" and the little yellow things are called "little rocks." Arrange them in a line, alternating big and little.

You'll also need stick puppets for Peg, Cat, and Big Mouth.

Peg and Cat stand by the line of rocks, bouncing up and down.

PEG: Cat and I are on the Purple planet!

CAT: Ho yeah!

PEG: Bouncing really high!

CAT: So high!

PEG: Playing our new favorite space game:

PEG AND CAT: Bounce on Space Rocks!

(Peg bounces along the line of rocks.)

PEG: Big! Little! Big! Little! Big! Little!

(Cat does the same.)

CAT: Big! Little! Big! Little! Big! Little!

PEG: (huffing and puffing) Really tires you out, right?

CAT: (huffing and puffing) Time for a cat nap.



PEG: And a Peg nap.

(Peg and Cat lie down.)

(Big Mouth comes out, sees the little rock at the end of the line.)

BIG MOUTH: OOO! Little yellow fing!

(Big Mouth takes the little rock, hurries off.)

(Peg and Cat get up.)

CAT: I am rested and ready for more bouncing!

PEG: Let's bounce together, Cat!

(They start at the same side as last time, bounce across.)

PEG + CAT: Big! Little! Big! Little! Big! –WHAT?!!

CAT: We're missing a little!

PEG: You don't think--

CAT: I do think--

(Big Mouth dashes out, takes the last two little things, and dashes off.)

PEG: Big Mouth is stealing our space rocks!

CAT: What is it about that guy and little yellow things?

PEG: He's really into them, right? Hey maybe we can get our rocks to fall out of Big Mouth's fur if we get him dancing!

CAT: It's so crazy it just might work!



PEG: One two, a one two three four!

(Peg and Cat sing the Peg + Cat theme song and dance around.)

PEG: (sings) Peg Plus Cat!

CAT: (trombone sounds)

PEG: (sings) Peg Plus Cat!

CAT: (trombone sounds)

(Big Mouth leaps out, sings and dances.)

BIG MOUTH: (sings) Bun doo free!

PEG: (sings) Yeah come on, let's go!

BIG MOUTH: (sings) Vor vive bix!

PEG: (sings) Hey, what do you know?

BIG MOUTH: Bebben eight bine!

CAT: (sings to Big Mouth) Really shake your stuff!

(As Big Mouth bounces he shakes.)

BIG MOUTH: (sings) Den!

(The three little yellow things drop from Big Mouth to the ground.)

CAT: It's raining little yellow things!

PEG: Big Mouth danced 'til he dropped our rocks!

BIG MOUTH: Noooooo!

peg+cat



CAT: Cheer up, big guy. What were you going to do with them anyway?

BIG MOUTH: Rounce!

PEG : You were going to bounce? On just three little rocks?

PEG: It's way cooler to bounce on this pattern. Check it out. (bouncing on rocks) Big!
Little! Big! Little!

BIG MOUTH: (bounces on rocks) Rig! Biddle! (bounces on Peg) Rig! (bounces on Cat)
Biddle!

CAT: YO! You just bounce on rocks. Not cats.

PEG: Or Pegs.

BIG MOUTH: Boopsy doopsy!

PEG: We forgive you, you crazy space monster. Let's all hug.

(They hug.)

CAT: Boopsy doopsy?

PEG, CAT, BIG MOUTH: (Laugh, sigh)

THE END.